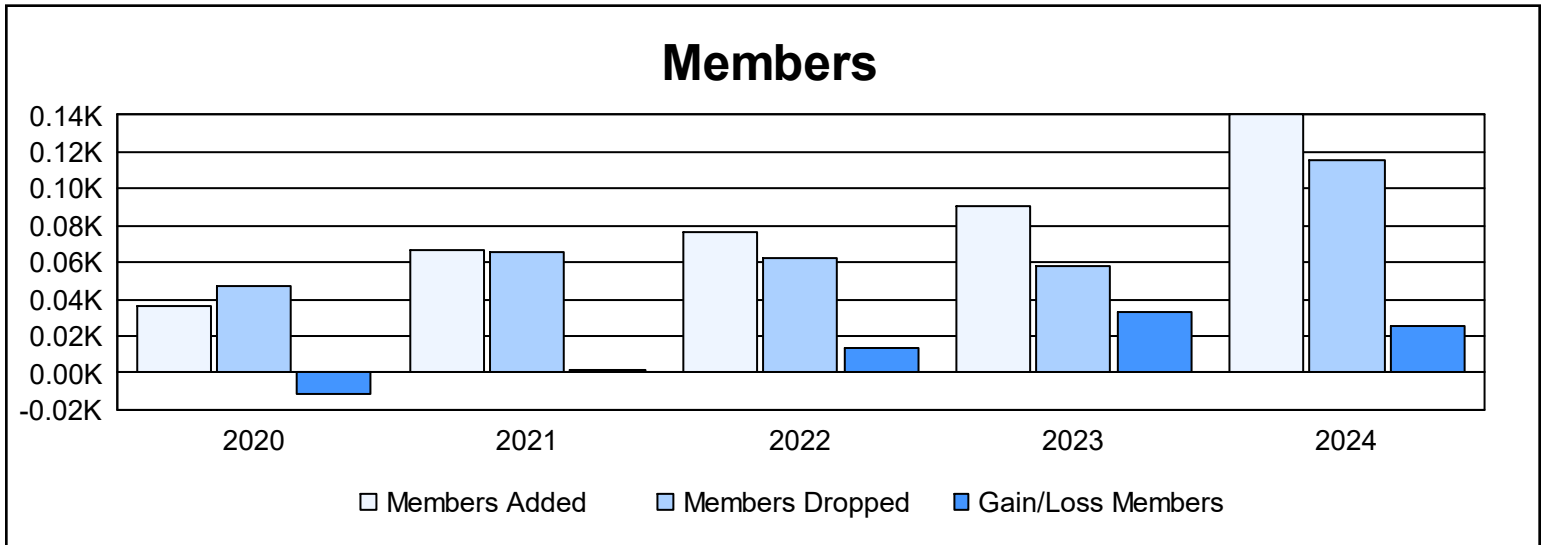
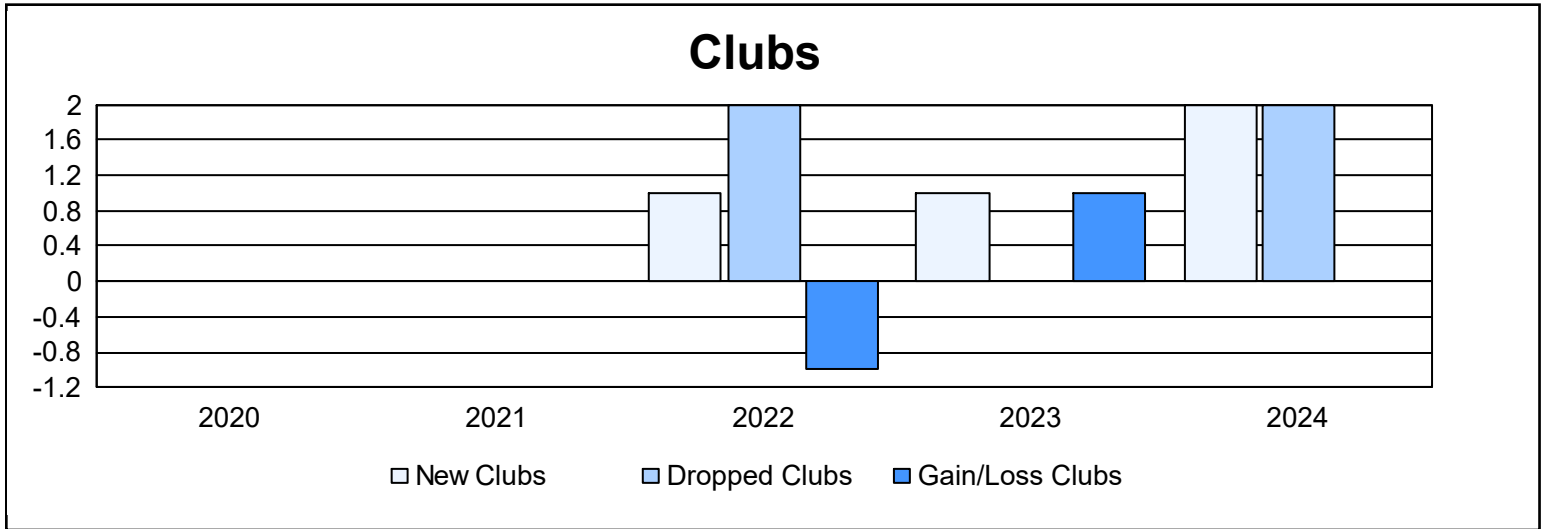
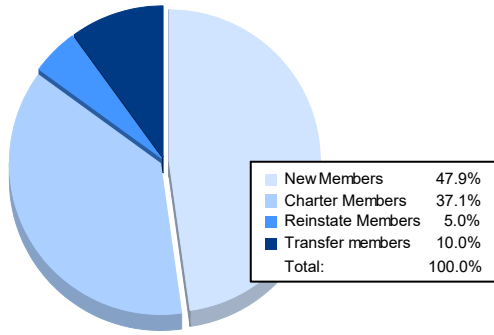


Year	New Clubs	Dropped Clubs	Gain/ Loss Clubs	New Members	Charter Members	Reinstate Members	Transfer Members	Total Member Added	Total Members Dropped	Gain/ Loss Members
2019-2020	0	0	0	29	2	3	2	36	47	-11
2020-2021	0	0	0	63	1	1	2	67	66	1
2021-2022	1	2	-1	45	22	0	9	76	62	14
2022-2023	1	0	1	60	26	0	5	91	58	33
2023-2024	2	2	0	67	52	7	14	140	115	25
<b>Average</b>	<b>1</b>	<b>1</b>	<b>0</b>	<b>53</b>	<b>21</b>	<b>2</b>	<b>6</b>	<b>82</b>	<b>70</b>	<b>12</b>



### Membership Composition June 2024 Cumulative



### Gender Composition June 2024 Cumulative

